



Report designed for

Sally Sample

CONFIDENTIAL

ProfileXT[®] Comparison Summary

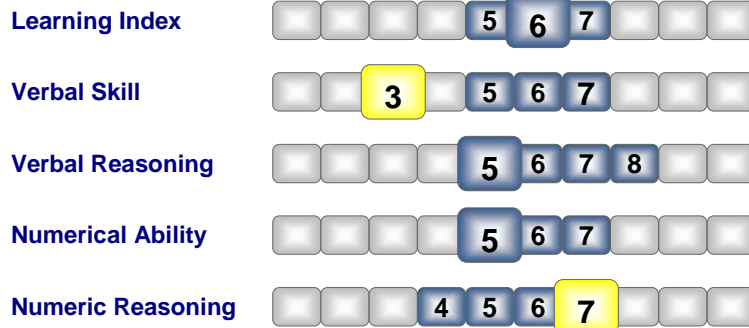
Performance Model: Widget Bender
Performance Model Date: 2/4/10
Assessment Taken: 3/25/10 Printed: 5/20/10

Profiles International
5205 Lake Shore Dr.
Waco, TX 76710


Profiles  International
imagine great people[®]

Summary Graph

Overall Job Match – 69%



Thinking Style
82% Match






Behavioral Traits
54% Match

Distortion for this assessment is within the acceptable range.


Top Interests for Sally Sample

-  Enterprising
-  People Service
-  Creative

Top Interests for this Performance Model

-  Financial/Administrative
-  People Service
-  Enterprising

Interests
71% Match

 = Match

Brief Profile of the Total Person

Thinking Style

Learning Index

An index of expected learning, reasoning, and problem solving potential.



- Her overall learning index is high average which suggests a good potential for quickly learning new information.

Verbal Skill

A measure of verbal skill through vocabulary.



- With training and experience, Ms. Sample should be able to develop a higher level of verbal ability.

Verbal Reasoning

Using words as a basis in reasoning and problem solving.



- She demonstrates adequate and, in some areas, good verbal reasoning ability; certain areas and complexities will need training.

Numerical Ability

A measure of numeric calculation ability.



- She may need assistance with complex mathematics or technical calculations.

Numeric Reasoning

Using numbers as a basis in reasoning and problem solving.



- Sally grasps numerical concepts readily.

Behavioral Traits

Energy Level

Tendency to display endurance and capacity for a fast pace.



- Ms. Sample can be relied upon to complete assignments in a timely manner.

Assertiveness

Tendency to take charge of people and situations.
Leads more than follows.



- She has a strong need to make decisions and determine outcomes.

Sociability

Tendency to be outgoing, people-oriented, and participate with others.



- She may sometimes enjoy work that requires interpersonal contact with the public.

Manageability

Tendency to follow policies, accept external controls and supervision, and work within the rules.



- Ms. Sample is typically willing to accept guidance and suggestions from others.

Attitude

Tendency to have a positive attitude regarding people and outcomes.



- Ms. Sample may be slow to show a positive attitude regarding risk, changes in policies and guidelines, and unexpected challenges.

Decisiveness

Uses available information to make decisions quickly.



- She is inclined to take decisive action, to move decisions forward.

Accommodating

Tendency to be friendly, cooperative, agreeable. To be a team person.



- Sally can be slower than others to avoid arguments, disagreements and/or conflict.

Independence

Tendency to be self-reliant, self-directed, to take independent action, and make own decisions.



- Ms. Sample prefers to run her own show and will quietly fight being restricted.

Objective Judgment

The ability to think clearly and be objective in decision-making.



- Ms. Sample uses judgment that may become more subjective when she feels pressured.

Interests

Ms. Sample scored highest in the Creative, Enterprising and People Service themes on the inventory. She is attracted to positions in which she can use her creative side in a business environment that allows for a high degree of contact with people. She appears to be drawn toward opportunities to solve problems in an innovative way. The chance to serve the needs of customers and the public in general also relates to this interest pattern.